

SISTEMI LINEARI

LINEAR SYSTEMS

INCASSO

- OMEGA 110
- EPTA 111
- REFLEX 112
- SIGMA 113
- IOTA 114
- TAU 115
- RHO 116
- YPSILON 117
- DELTA 118

OMEGA INCASSO O2.

Lampada in alluminio anodizzato completa di diffusore satinato, a infilare supporti laterali e LED ad alta luminosità con elevato rapporto Lumen/Watt. Particolarmente adatta per illuminazione d'accento e di servizio. Indicata per arredi, residenziale, retail ed illuminotecnica in genere. Installabile ad incasso su qualsiasi superficie.

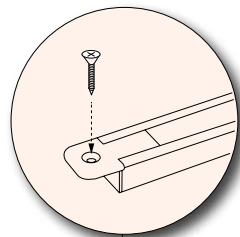
- Montaggio a vite.
- Linea moderna ed essenziale.
- Ampia gamma di soluzioni illuminanti, dimensioni personalizzabili e controllo della luce a bordo lampada.
- Alimentazione: 12/24Vdc.

COLLEGARE IN PARALLELO

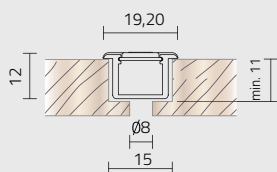
Anodized aluminium lamp complete with satin diffuser, lateral supports and high brightness LED with very good relation between Lumen/Watt. It is suitable as accent and service lightin, on furnishings, for residential locations, retail and for lighting technique. It can be recessed on any type of surface.

- Spring assembly.
- Modern and essential design.
- Wide range of lighting solutions, customizing dimensions and control of the light on lamp border.
- Power supply: 12/24Vdc

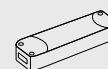
CONNECT IN PARALLEL



DIMENSIONI / DIMENSIONS



ACCESSORI / ACCESSORIES



Alimentatori pag. 258-260
Drivers page 258-260

CODICI BASE / BASE CODES

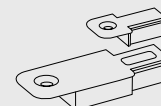
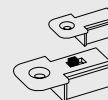
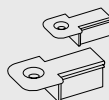
O2.

FINITURE / FINISHINGS

- 1 Bianco RAL 9003
White RAL 9003
- 2 Nero opaco RAL 9005
Matt Black RAL 9005
- 7 Argento anodizzato
Anodized silver

SUPPORTI LATERALI / LATERAL SUPPORT

- 1 Bianco
White
- 2 Nero opaco
Matt Black
- 7 Alluminio satinato
Satin aluminum
- 1 I Bianco con interruttore
White with switch
- 2 I Nero opaco
Matt Black
- 7 I Alluminio satinato con interruttore
Satin aluminum with switch
- 1 T Bianco con touch
White with touch
- 2 T Nero opaco
Matt Black
- 7 T Alluminio satinato con touch
Satin aluminum with touch



DIMENSIONI / DIMENSION

- G 900mm
- H 1000mm
- I 1200mm
- L 1500mm
- M 1800mm
- N 2000mm
- O 2300mm
- P 2500mm
- Q 2800mm
- R 3000mm

* Altre misure disponibili su richiesta
* More dimensions available

COLORE LED / LED COLOUR

- BN 4000°K
- BC 3000°K
- CC 2700°K

* Le Strip colorate,
Bianco dinamico e RGB
sono disponibili su richiesta.

* Colored and RGB strip LED
available upon request.

POTENZA / POWER

- A 4,8W/m 400lm/m
- B 9,6W/m 800lm/m
- E 17W/m 2000lm/m
- F 21W/m 2500lm/m
- J+ 15W/m 1800lm/m
- K+ 22W/m 2500lm/m
- P+ 14W/m 1400lm/m

Esempio di codifica: Prodotto OMEGA INCASSO + Finitura bianco + Supporti laterali bianchi con touch + Dimensione 900mm + Colore led 4000°K + Potenza 4,8W/m = Codice: **O2.11TGBNA**
Example of codification: Product OMEGA INCASSO + Finishing white + Lateral support white with touch + Dimension 900mm + Led color 4000°K + Power 4,8W/m = Code: O2.11TGBNA

EPTA INCASSO E1.

Lampada in alluminio anodizzato completa di diffusore satinato, a infilare supporti laterali e LED ad alta luminosità con elevato rapporto Lumen/Watt. Particolarmente adatta per illuminazione d'accento e di servizio. Indicata per arredi, residenziale, retail ed illuminotecnica in genere. Installabile ad incasso su qualsiasi superficie.

- Montaggio a pressione.
- Linea moderna ed essenziale. Ampia gamma di soluzioni illuminanti, dimensioni personalizzabili e controllo della luce a bordo lampada.
- Alimentazione: 12/24Vdc.

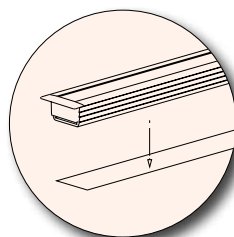
COLLEGARE IN PARALLELO

Anodized aluminium lamp complete with satin diffuser, lateral supports and high brightness LED with very good relation between Lumen/Watt. It is suitable as accent and service lightin, on furnishings, for residential locations, retail and for lighting technique. It can be recessed on any type of surface.

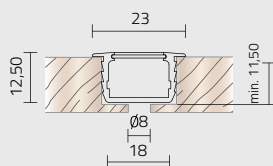
Pressure assembly.

- *Modern and essential design.*
- *Wide range of lighting solutions, customizing dimensions and control of the light on lamp border.*
- *Power supply: 12/24Vdc*

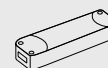
CONNECT IN PARALLEL



DIMENSIONI / DIMENSIONS

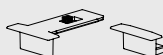


ACCESSORI / ACCESSORIES

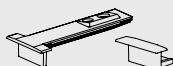


Alimentatori pag. 258-260
Drivers page 258-260

CODICI BASE	FINITURE / FINISHINGS	SUPPORTI LATERALI / LATERAL SUPPORT			
E1.	<input type="checkbox"/> 1 Bianco RAL 9003 White RAL 9003	<input type="checkbox"/> 1 Bianco White	<input type="checkbox"/> 1 I Bianco con interruttore White with switch	<input type="checkbox"/> 1T Bianco con touch White with touch	<input type="checkbox"/> 1S Bianco con sensore White with sensor
	<input checked="" type="checkbox"/> 2 Nero opaco RAL 9005 Matt Black RAL 9005	<input checked="" type="checkbox"/> 2 Nero opaco Matt Black	<input checked="" type="checkbox"/> 2 I Nero opaco Matt Black	<input checked="" type="checkbox"/> 2T Nero opaco Matt Black	<input checked="" type="checkbox"/> 2S Nero opaco Matt Black
	<input type="checkbox"/> 7 Argento anodizzato Anodized silver	<input type="checkbox"/> 7 Alluminio satinato Satin aluminium	<input type="checkbox"/> 7 I Allum. satinato con interruttore Satin aluminium with switch	<input type="checkbox"/> 7T Allum. satinato con touch Satin aluminium with touch	<input type="checkbox"/> 7S Allum. satinato con sensore Satin alu. with with sensor



SUPPORTI LATERALI / LATERAL SUPPORT	DIMENSIONI / DIMENSION	COLORE LED / LED COLOUR	POTENZA / POWER
<input type="checkbox"/> 1IR Bianco con infrarosso White with infrared	G 900mm	<input type="checkbox"/> BN 4000°K	A 4,8W/m 400lm/m
<input checked="" type="checkbox"/> 2R Nero opaco con infrarosso Matt Black with infrared	H 1000mm	<input type="checkbox"/> BC 3000°K	B 9,6W/m 800lm/m
<input type="checkbox"/> 7IR Alluminio satinato con infrarosso Satin aluminium with switch	I 1200mm	<input type="checkbox"/> CC 2700°K	E 17W/m 2000lm/m
	L 1500mm	* Le Strip colorate, Bianco dinamico, RGB e RGBW sono disponibili su richiesta.	F 21W/m 3500lm/m
	M 1800mm		* Colored, Tunable white, RGB and RGBW strip LED available upon request.
	N 2000mm		J+ 15W/m 1800lm/m
	O 2300mm		K+ 22W/m 2500lm/m
	P 2500mm		L+ 28W/m 3500lm/m
	Q 2800mm		P+ 14W/m 1400lm/m
	R 3000mm		



Esempio di codifica: Prodotto EPTA INCASSO + Finitura argento + Supporti laterali grigio con touch + Dimensione 900mm + Colore led 4000°K + Potenza 4,8W/m = Codice: E1.11TGBNA
Example of codification: Product EPTA INCASSO + Finishing Silver + Lateral support grey with touch + Dimension 900mm + Led color 4000° + Power 4,8W/m = Code: E1.11TGBNA

REFLEX INCASSO X1.

Lampada in alluminio anodizzato completa di diffusore satinato a pressione, supporti laterali e LED ad alta luminosità con elevato rapporto Lumen/Watt. Particolarmente adatta come illuminazione primaria per residenziale, retail, grandi ambienti ed illuminotecnica in genere.

Installabile a incasso su qualsiasi superficie.

- Linea classica e funzionale.
- Diffusore a scatto con effetto "Full-Light".
- Ampia gamma di soluzioni illuminanti, dimensioni personalizzabili.
- Alimentazione: 12/24Vdc.


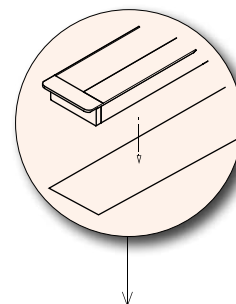
COLLEGARE IN PARALLELO

Anodized aluminium lamp complete with satin diffuser, lateral supports and high brightness LED with very good relation between Lumen/Watt. It is suitable as main light in for residential and wide locations, retail and for lighting technique.

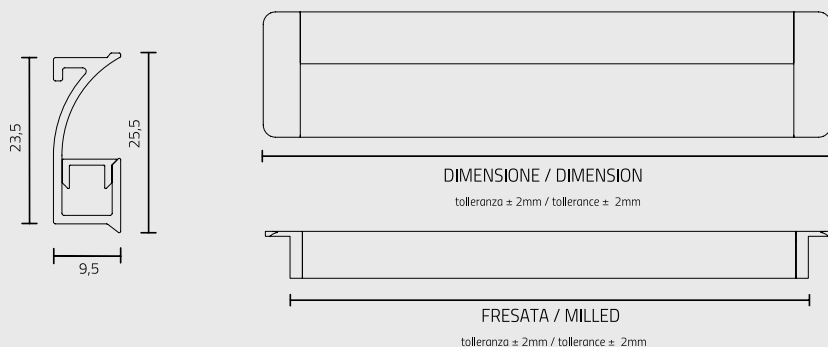
It can be recessed on any type of surface.

- *Modern and essential design.*
- *Diffuser with snap fitting and with Full-Light effect. Wide range of lighting solutions, customizing dimensions and control of the light on lamp border.*
- *Power supply: 12/24Vdc*

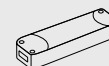
CONNECT IN PARALLEL



DIMENSIONI / DIMENSIONS



ACCESSORI / ACCESSORIES



Alimentatori pag. 258-260
Drivers page 258-260

CODICI BASE / BASE CODES

X1.

FINITURE / FINISHINGS

- 1 Bianco RAL 9003
White RAL 9003
- 2 Nero opaco RAL 9005
Matt Black RAL 9005
- 7 Argento anodizzato
Anodized silver

SUPPORTI LATERALI / LATERAL SUPPORT

- 1 Bianco
White
- 2 Nero opaco
Matt Black
- 7 Alluminio satinato
Satin aluminum

DIMENSIONI / DIMENSION

G 900mm
H 1000mm
I 1200mm
L 1500mm
M 1800mm
N 2000mm
O 2300mm
P 2500mm
Q 2800mm
R 3000mm

COLORE LED / LED COLOUR

- BN** 4000°K
- BC** 3000°K
- CC** 2700°K

POTENZA / POWER

C 9,6W/m 800lm/m
N+ 7,5W/m 600lm/m
O+ 9,6W/m 800lm/m

* Altre misure disponibili su richiesta
* More dimensions available

Esempio di codifica: Prodotto REFLEX INCASSO + Finitura argento + Supporti laterali bianco + Dimensione 900mm + Colore led 3000°K + Potenza 9,6W/m = Codice: X1.11GBCC
Example of codification: Product REFLEX INCASSO + Finishing silver + Lateral support white + Dimension 900mm + Led color 3000°K + Power 9,6W/m = Code: X1.11GBCC

SIGMA INCASSO S1.

Lampada in alluminio anodizzato completa di diffusore satinato, a pressione supporti laterali e LED ad alta luminosità con elevato rapporto Lumen/Watt. Particolarmente adatta per illuminazione d'accento e di servizio. Indicata per arredi, residenziale, retail ed illuminotecnica in genere. Installabile ad incasso su qualsiasi superficie.

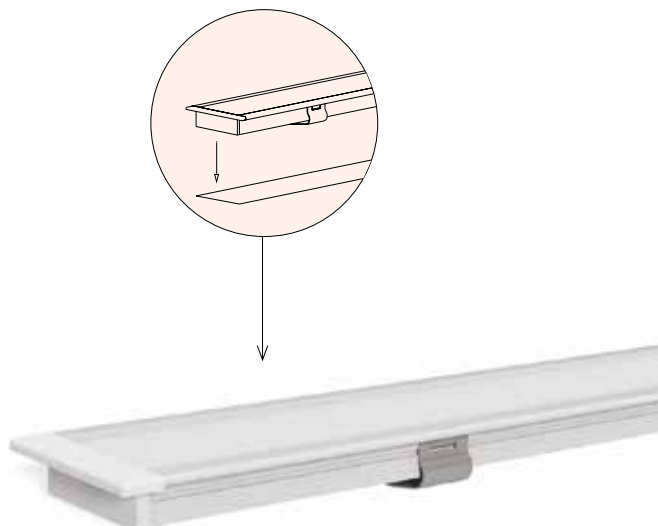
- Montaggio a pressione con molle (incluse nella confezione)
- Linea moderna ed essenziale.
- Ampia gamma di soluzioni illuminanti, dimensioni personalizzabili e controllo della luce a bordo lampada.
- Alimentazione: 12/24Vdc.

COLLEGARE IN PARALLELO

Anodized aluminium lamp complete with satin diffuser, lateral supports and high brightness LED with very good relation between Lumen/Watt. It is suitable as accent and service lightin, on furnishings, for residential locations, retail and for lighting technique. It can be recessed on any type of surface.

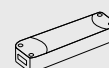
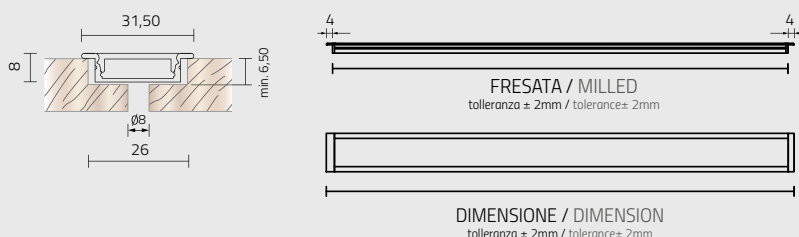
- *Pressure assembly with springs (included in the box)*
- *Modern and essential design.*
- *Wide range of lighting solutions, customizing dimensions and control of the light on lamp border.*
- *Power supply: 12/24Vdc*

CONNECT IN PARALLEL



DIMENSIONI / DIMENSIONS

ACCESSORI / ACCESSORIES



Alimentatori pag. 260
Drivers page 260

CODICI BASE / BASE CODES

S1.

FINITURE / FINISHINGS

- 1 Bianco RAL 9003
White RAL 9003
- 2 Nero opaco RAL 9005
Matt Black RAL 9005
- 7 Argento anodizzato
Anodized silver

SUPPORTI LATERALI / LATERAL SUPPORT

- 1 Bianco
White
- 2 Nero opaco
Matt Black
- 7 Alluminio satinato
Satin aluminum
- 1T Bianco con touch
White with touch
- 2T Nero opaco
Matt Black
- 7T Alluminio satinato con touch
Satin aluminum with touch



DIMENSIONI / DIMENSION

- G** 900mm
- H** 1000mm
- I** 1200mm
- L** 1500mm
- M** 1800mm
- N** 2000mm
- O** 2300mm
- P** 2500mm
- Q** 2800mm
- R** 3000mm

* Altre misure disponibili su richiesta
* More dimensions available

COLORE LED / LED COLOUR

- BN 4000°K
- BC 3000°K
- CC 2700°K
- * Le Strip colorate,
Bianco dinamico, RGB e RGBW
sono disponibili su richiesta.
- * Colored, Tunable white,
RGB and RGBW strip LED
available upon request.

POTENZA / POWER

- E** 17W/m 2000lm/m
- F** 21W/m 3500lm/m
- G** 25W/m 3500lm/m
- H** 30W/m 4500lm/m
- K+** 22W/m 2500lm/m
- L+** 28W/m 3500lm/m

Esempio di codifica: Prodotto SIGMA INCASSO + Finitura bianco + Supporti laterali bianco + Dimensione 900mm + Colore led 4000°K + Potenza 17W/m = Codice: **S1.11GBNE**
Example of codification: Product SIGMA INCASSO + Finishing white + Lateral support white + Dimension 900mm + Led color 4000° + Power 17W/m = Code: S1.11GBNE

IOTA

INCASSO I1.

Lampada in alluminio anodizzato completa di diffusore satinato a pressione, supporti laterali e LED ad alta luminosità con elevato rapporto Lumen/Watt.

Particolarmente adatta come illuminazione primaria per residenziale, retail, grandi ambienti ed illuminotecnica in genere.

Installabile ad incasso su cartongesso.

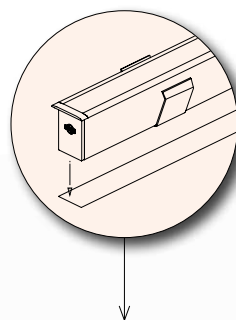
- Montaggio a pressione con molle (incluse nella confezione).
- Linea minimal dalle ridotte dimensioni. Diffusione "Full Light".
- Ampia gamma di soluzioni illuminanti e dimensioni personalizzabili.
- Alimentazione: 12/24Vdc.

COLLEGARE IN PARALLELO

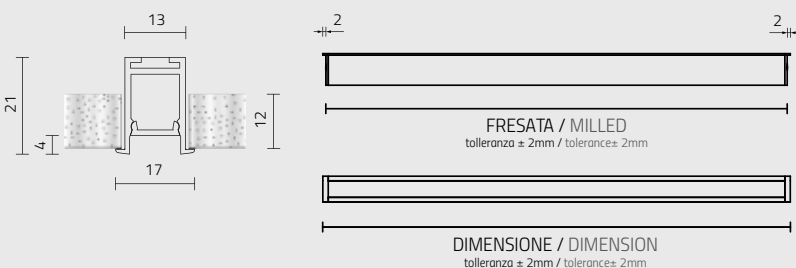
Anodized aluminium lamp complete with satin diffuser, lateral supports and high brightness LED with very good relation between Lumen/Watt. It is suitable as accent and service lightin, on furnishings, for residential locations, retail and for lighting technique. It can be recessed on dry wall.

- Pressure assembly with springs (included in the box).
- Minimal design with reduced dimensions. Full light diffusion.
- Wide range of lighting solutions and customizing dimensions.
- Power supply: 12/24Vdc

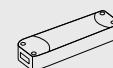
CONNECT IN PARALLEL



DIMENSIONI / DIMENSIONS



ACCESSORI / ACCESSORIES



Alimentatori pag. 260
Drivers page 260

CODICI BASE / BASE CODES

I1.

FINITURE / FINISHINGS

- 1 Bianco RAL 9003
White RAL 9003
- 2 Nero opaco RAL 9005
Matt Black RAL 9005
- 7 Argento anodizzato
Anodized silver

SUPPORTI LATERALI / LATERAL SUPPORT

- 1 Bianco
White
- 2 Nero opaco
Matt Black
- 7 Alluminio satinato
Satin aluminum



DIMENSIONI / DIMENSION

- G 900mm
- H 1000mm
- I 1200mm
- L 1500mm
- M 1800mm
- N 2000mm
- O 2300mm
- P 2500mm
- Q 2800mm
- R 3000mm

COLORE LED / LED COLOUR

- BN 4000°K
 - BC 3000°K
 - CC 2700°K
- * Le Strip colorate,
Bianco dinamico e RGB
sono disponibili su richiesta.
* Colored and RGB strip LED
available upon request.

POTENZA / POWER

- B 9,6W/m 800lm/m
- E 17W/m 2000lm/m
- F 21W/m 2500lm/m
- G 25W/m 3500lm/m
- K+ 22W/m 2500lm/m
- L+ 28W/m 3500lm/m
- P+ 14W/m 1400lm/m

* Altre misure disponibili su richiesta
* More dimensions available

Esempio di codifica: Prodotto IOTA INCASSO + Finitura bianco + Supporti laterali bianco + Dimensione 900mm + Colore led 3000°K + Potenza 9,6W/m = Codice: I1.11GBNB
Example of codification: Product IOTA INCASSO + Finishing white+ Lateral support white + Dimension 900mm + Led color 3000°K + Power 9,6W/m = Code: I1.11GBNB

TAU INCASSO T1.

Lampada in alluminio anodizzato completa di diffusore satinato a pressione, supporti laterali e LED ad alta luminosità con elevato. Particolarmente adatta come illuminazione primaria per rapporto lumen/Watt residenziale, retail, grandi ambienti ed illuminotecnica in genere.

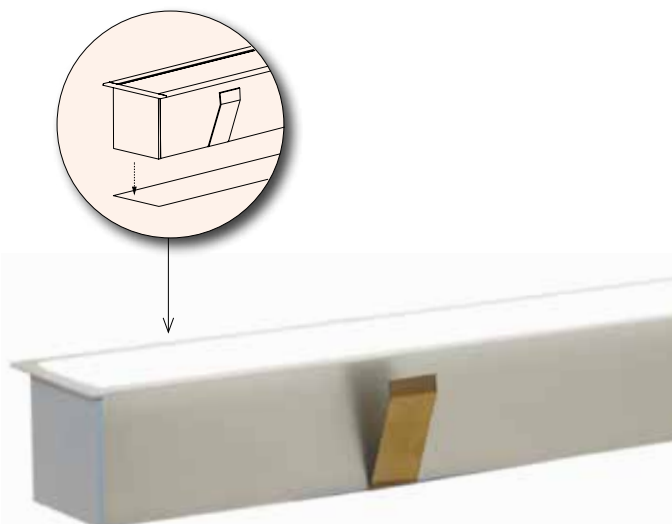
- Installabile ad incasso su cartongesso.
 - Montaggio a pressione con molle (incluse nella confezione).
 - Linea classica e funzionale, diffusione "Full Light".
 - Ampia gamma di soluzioni illuminanti e dimensioni personalizzabili.
 - Alimentazione: 12/24Vdc.
- COLLEGARE IN PARALLELO

Anodized aluminium lamp complete with satin diffuser, lateral supports and high brightness LED with very good relation between Lumen/Watt. It is suitable as main lightin for wide and residential locations, retail and for lighting technique.

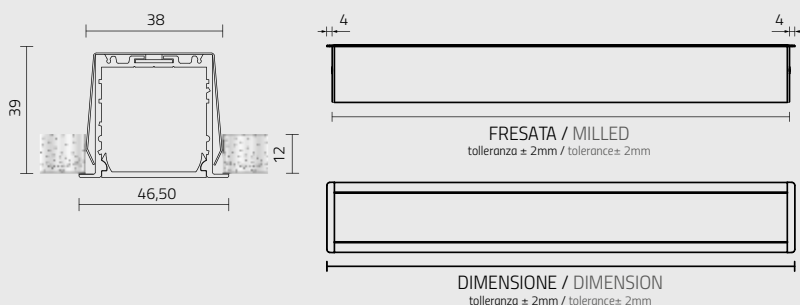
It can be recessed on dry wall.

- Pressure assembly with springs (incluted in the box).
- Classic and functional design with full light diffusion.
- Wide range of lighting solutions and customizing dimensions.
- Power supply: 12/24Vdc.

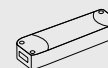
CONNECT IN PARALLEL



DIMENSIONI / DIMENSIONS



ACCESSORI / ACCESSORIES



Alimentatori pag. 260
Drivers page 260

CODICI BASE / BASE CODES

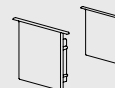
T1.

FINITURE / FINISHINGS

- 1 Bianco RAL 9003
White RAL 9003
- 2 Nero opaco RAL 9005
Matt Black RAL 9005
- 7 Argento anodizzato
Anodized silver

SUPPORTI LATERALI / LATERAL SUPPORT

- 1 Bianco
White
- 2 Nero opaco
Matt Black
- 7 Alluminio satinato
Satin aluminum



DIMENSIONI / DIMENSION

- G 900mm
- H 1000mm
- I 1200mm
- L 1500mm
- M 1800mm
- N 2000mm
- O 2300mm
- P 2500mm
- Q 2800mm
- R 3000mm

* Altre misure disponibili su richiesta
* More dimensions available

COLORE LED / LED COLOUR

- BN 4000°K
 - BC 3000°K
 - CC 2700°K
- * Le Strip colorate,
Bianco dinamico, RGB e RGBW
sono disponibili su richiesta.
- * Colored, Tunable white,
RGB and RGBW strip LED
available upon request.

POTENZA / POWER

- G 25W/m 3500lm/m
- H 30W/m 4500lm/m
- I 40W/m 6000lm/m
- L+ 28W/m 3500lm/m
- M+ 40W/m 5000lm/m

Esempio di codifica: Prodotto TAU INCASSO + Finitura bianco + Supporti laterali bianco + Dimensione 900mm + Colore led 3000°K + Potenza 25W/m = Codice:T1.11GBNG
Example of codification: Product TAU INCASSO + Finishing white+ Lateral support white + Dimension 900mm + Led color 3000°K + Power 25W/m = Code: T1.11GBNG

RHO

INCASSO R1.

Lampada modulare in alluminio anodizzato, completa di supporti laterali e LED ad alta luminosità con elevato rapporto Lumen/Watt.

Disponibile con doppio diffusore a pressione: il primo monouso per rasatura, stuccatura, verniciatura, il secondo definitivo in policarbonato satinato. Particolarmente adatta a realizzare tagli di luce da sfruttare come illuminazione primaria. Indicata per residenziale, retail, grandi ambienti ed illuminotecnica in genere. Installabile ad incasso a scomparsa totale su cartongesso e laterizio. Montaggio semplice e veloce grazie ai numerosi accessori. Linea moderna ed essenziale, diffusione "full light".

- Ampia gamma di soluzioni illuminanti e dimensioni personalizzabili.
- Staffa metallica inclusa nella confezione
- Alimentazione: 12/24Vdc.

COLLEGARE IN PARALLELO

Anodized aluminium modular lamp complete of lateral supports and high brightness LED with very good relation between Lumen/Watt.

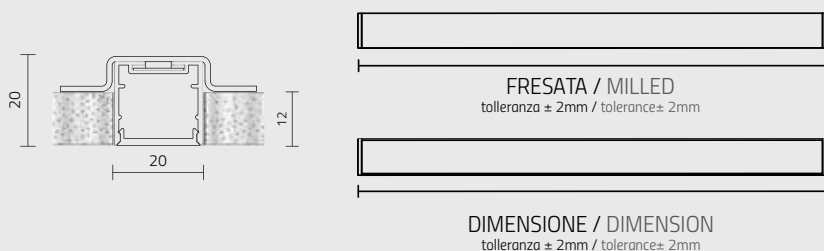
It is available with double diffuser: the first one is disposable; for trimming, filling or painting, the second one is definitive; made in satin polycarbonate. It is suitable for wide and residential locations, retail and for lighting technique. It can be totally hidden recessed on dry wall and on bricks. Easy and quick assembly thanks to the several accessories. Classic and functional design with full light diffusion.

- Wide range of illuminating solutions and customizing dimensions.
- Metal mounting bracket enclosed
- Power supply: 12/24Vdc.

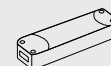
CONNECT IN PARALLEL



DIMENSIONI / DIMENSIONS



ACCESSORI / ACCESSORIES



Alimentatori pag. 260
Drivers page 260

CODICI BASE / BASE CODES

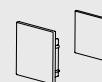
R1.

FINITURE / FINISHINGS

- 1 Bianco RAL 9003
White RAL 9003
- 2 Nero opaco RAL 9005
Matt Black RAL 9005
- 7 Argento anodizzato
Anodized silver

SUPPORTI LATERALI / LATERAL SUPPORT

- 1 Bianco
White
- 2 Nero opaco
Matt Black
- 7 Alluminio satinato
Satin aluminum



DIMENSIONI / DIMENSION

- G** 900mm
- H** 1000mm
- I** 1200mm
- L** 1500mm
- M** 1800mm
- N** 2000mm
- O** 2300mm
- P** 2500mm
- Q** 2800mm
- R** 3000mm

* Altre misure disponibili su richiesta
* More dimensions available

COLORE LED / LED COLOUR

- BN** 4000°K
- BC** 3000°K
- CC** 2700°K
- * Le Strip colorate,
Bianco dinamico, RGB e RGBW
sono disponibili su richiesta.
- * Colored, Tunable white,
RGB and RGBW strip LED
available upon request.

POTENZA / POWER

- E** 17W/m 2000lm/m
- F** 21W/m 2500lm/m
- G** 25W/m 3500lm/m
- H** 30W/m 4500lm/m
- J+** 15W/m 1800lm/m
- K+** 22W/m 2500lm/m
- L+** 28W/m 3500lm/m
- P+** 14W/m 1400lm/m

Esempio di codifica: Prodotto RHO INCASSO + Finitura bianco + Supporti laterali bianco + Dimensione 900mm + Colore led 3000°K + Potenza 17W/m = Codice: **R1.11GBNE**
Example of codification: Product RHO INCASSO + Finishing white+ Lateral support white + Dimension 900mm + Led color 3000°K + Power 17W/m = Code: R1.11GBNE

YPSILON INCASSO Y1.

Lampada modulare in Alluminio anodizzato, completa di supporti laterali e LED ad Alta Luminosità con elevato rapporto Lumen/Watt. Disponibile con doppio diffusore a pressione: il primo monouso per rasatura, stuccatura, verniciatura, il secondo definitivo in policarbonato satinato. Particolarmente adatta a realizzare tagli di luce da sfruttare come illuminazione primaria. Indicata per residenziale, retail, grandi ambienti ed illuminotecnica in genere. Installabile ad incasso a scomparsa totale su cartongesso e laterizio. Montaggio semplice e veloce grazie alla cassaforma preinstallata ed ai numerosi accessori.

Linea moderna ed essenziale, diffusione "full light".

- Ampia gamma di soluzioni illuminanti e dimensioni personalizzabili.
- Staffa metallica inclusa nella confezione
- Alimentazione: 12/24Vdc.

COLLEGARE IN PARALLELO

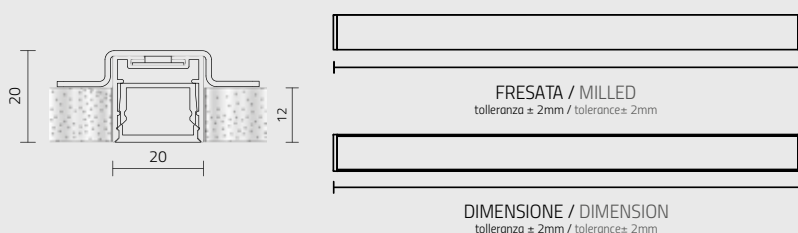
Anodized Aluminium modular lamp complete of lateral supports and high brightness LED with very good relation between Lumen/Watt. It is available with double diffuser: the first one is disposable; for trimming, filling or painting, the second one is definitive; made in satin polycarbonate. It is suitable for wide and residential locations, retail and for lighting technique. It can be totally hidden recessed on dry wall and on bricks. Easy and quick assembly thanks to the pre-installed outer casing and to the several accessories. Classic and functional design with full light diffusion. Wide range of illuminating solutions and customizing dimensions.

- Metal mounting bracket enclosed
- Power supply: 12/24Vdc.

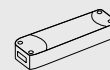
CONNECT IN PARALLEL



DIMENSIONI / DIMENSIONS



ACCESSORI / ACCESSORIES



Alimentatori pag. 260
Drivers page 260

CODICI BASE / BASE CODES

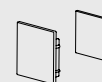
Y1.

FINITURE / FINISHINGS

- 1 Bianco RAL 9003
White RAL 9003
- 2 Nero opaco RAL 9005
Matt Black RAL 9005
- 7 Argento anodizzato
Anodized silver

SUPPORTI LATERALI / LATERAL SUPPORT

- 1 Bianco
White
- 2 Nero opaco
Matt Black
- 7 Alluminio satinato
Satin aluminum



DIMENSIONI / DIMENSION

- G** 900mm
- H** 1000mm
- I** 1200mm
- L** 1500mm
- M** 1800mm
- N** 2000mm
- O** 2300mm
- P** 2500mm
- Q** 2800mm
- R** 3000mm

* Altre misure disponibili su richiesta
* More dimensions available

COLORE LED / LED COLOUR

- BN** 4000°K
 - BC** 3000°K
 - CC** 2700°K
- * Le Strip colorate,
Bianco dinamico, RGB e RGBW
sono disponibili su richiesta.
- * Colored, Tunable white,
RGB and RGBW strip LED
available upon request.

POTENZA / POWER

- E** 17W/m 2000lm/m
- F** 21W/m 2500lm/m
- K+** 22W/m 2500lm/m

Esempio di codifica: Prodotto YPSILON INCASSO + Finitura bianco + Supporti laterali bianco + Dimensione 900mm + Colore led 3000°K + Potenza 17W/m = Codice: **Y1.11GBNE**
Example of codification: Product YPSILON INCASSO + Finishing white+ Lateral support white + Dimension 900mm + Led color 3000°K + Power 17W/m = Code: Y1.11GBNE

DELTA INCASSO D3.

Lampada in alluminio anodizzato completa di diffusore satinato a pressione, supporti laterali e LED ad alta luminosità con elevato rapporto Lumen/Watt. Particolarmente adatta come illuminazione primaria per residenziale, retail, grandi ambienti ed illuminotecnica in genere. Installabile ad incasso su cartongesso.

- Montaggio a raso con staffa metallica pre forata incluse nella confezione.
 - Linea classica e funzionale, diffusione "Full Light".
 - Ampia gamma di soluzioni illuminanti e dimensioni personalizzabili.
 - Alimentazione: 12/24Vdc.
- COLLEGARE IN PARALLELO



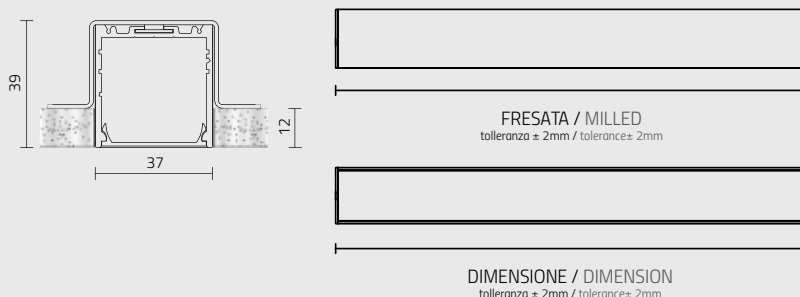
Anodized aluminium lamp complete with satin diffuser, lateral supports and high brightness LED with very good relation between Lumen/Watt. It is suitable as accent and service lightin, on furnishings, for residential locations, retail and for lighting technique. It can be recessed on dry wall.

- Flush assembly with pre-perforated metallic bracket.
- Classic and functional design with full light diffusion.
- Wide range of lighting solutions and customizing dimensions.
- Power supply: 12/24Vdc.

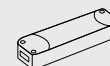
CONNECT IN PARALLEL



DIMENSIONI / DIMENSIONS



ACCESSORI / ACCESSORIES



Alimentatori pag. 260
Drivers page 260

CODICI BASE / BASE CODES

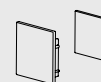
D3.

FINITURE / FINISHINGS

- 1 Bianco RAL 9003
White RAL 9003
- 2 Nero opaco RAL 9005
Matt Black RAL 9005
- 7 Argento anodizzato
Anodized silver

SUPPORTI LATERALI / LATERAL SUPPORT

- 1 Bianco
White
- 2 Nero opaco
Matt Black
- 7 Alluminio satinato
Satin aluminum



DIMENSIONI / DIMENSION

- G** 900mm
- H** 1000mm
- I** 1200mm
- L** 1500mm
- M** 1800mm
- N** 2000mm
- O** 2300mm
- P** 2500mm
- Q** 2800mm
- R** 3000mm

* Altre misure disponibili su richiesta
* More dimensions available

COLORE LED / LED COLOUR

- BN** 4000°K
 - BC** 3000°K
 - CC** 2700°K
- * Le Strip colorate,
Bianco dinamico, RGB e RGBW
sono disponibili su richiesta.
- * Colored, Tunable white,
RGB and RGBW strip LED
available upon request.

POTENZA / POWER

- G** 25W/m 3500lm/m
- H** 30W/m 4500lm/m
- I** 40W/m 6000lm/m
- L+** 28W/m 3500lm/m
- M+** 40W/m 5000lm/m

Esempio di codifica: Prodotto DELTA INCASSO + Finitura bianco + Supporti laterali bianco + Dimensione 900mm + Colore led 3000°K + Potenza 25W/m = Codice: **D3.11GBNG**
Example of codification: Product DELTA INCASSO + Finishing white+ Lateral support white + Dimension 900mm + Led color 3000°K + Power 25W/m = Code: D3.11GBNG